

DETERMINE™ SYPHILIS TP

QUICK REFERENCE GUIDE

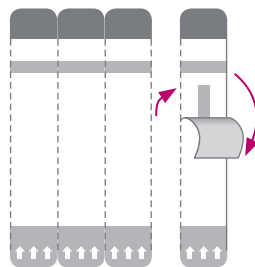
Before you begin

- Please read the package insert in its entirety, prior to use.
- Gather materials you will need.
- Cover your work space with a clean, disposable absorbent workspace cover.
- Put on your disposable gloves.
- All components must be brought to room temperature (between 15–30°C) prior to testing.

For more detailed instructions please refer to package insert.

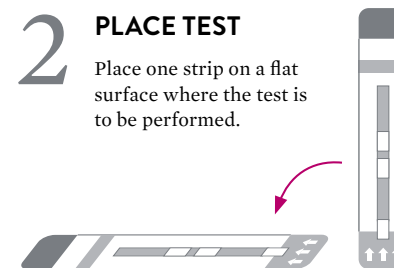
1 PREPARE TEST

Tear one strip from the right and remove cover.



2 PLACE TEST

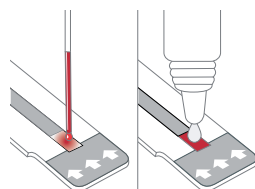
Place one strip on a flat surface where the test is to be performed.



3 ADD SAMPLE

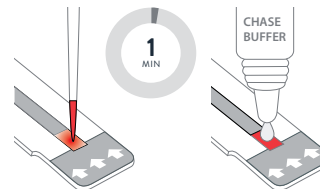
Fingerstick Whole Blood

Add 50 µL of whole blood to the Sample Pad. When all the blood is absorbed into the Sample Pad, immediately apply one drop of Chase Buffer to the Sample Pad.



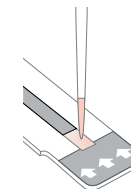
Venipuncture Whole Blood

Add 50 µL of whole blood (precision pipette) to the Sample Pad. Wait 1 minute and add one drop of Chase Buffer.



Serum/Plasma

Add 50 µL of serum or plasma (precision pipette) to Sample Pad.

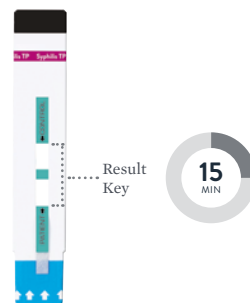


4 READ RESULTS

Wait a minimum of 15 minutes (up to 24 hours) to read the result.

Do not read test results after 24 hours.

The control line should appear for all results. If it does not appear, the results are invalid and should be repeated.



LINE	POSITIVE	NEGATIVE	INVALID
Control			
Patient			